

Washington Conservation Voters
Legislative Scorecard 2003-2004





Table of Contents

1	Letter/Board of Directors	11	Senate Good Deeds
2	House Champions	12	Environmental Community Legislative Priorities
3	Senate Champions	13	House of Representatives Bill Descriptions
4	House Out of Step/Senate Out of Step	15	Senate Bill Descriptions
5	House of Representatives Scores	17	How to Get Involved
8	Senate Scores	18	Washington State Map
10	House of Representatives Good Deeds	20	Puget Sound Area Map

Dear Scorecard Reader,

Welcome to the 2003-2004 edition of the Washington Conservation Voters (WCV) Scorecard. WCV works to elect candidates to public office and, once elected, WCV holds them accountable to their voting records on environmental issues. This Scorecard is your tool to help hold your elected officials accountable.

WCV, in conjunction with its legislative partner, the Washington Environmental Council, lobbied the State Legislature throughout the 2003-2004 legislative biennium on the environmental community's legislative agenda. Our lobbyist, Clifford Traisman, contributed to victories on our priorities, including passage of the Mercury Reduction Act, restoration of funding for the Department of Ecology's program to phase out toxic chemicals in the environment, protection of our old growth state forests, and protection of our shorelines. We also successfully defended the budgets of our state's natural resource agencies from reductions.

The 2003-2004 biennium demonstrated that the environmental community is able to achieve quantifiable environmental policy goals in the State Legislature; WCV is a proud contributor to this achievement. Through the process of identifying a select group of community priorities, our coordinated lobbying efforts, and new communication tools like the Environmental Community Hot List, the environmental community is more organized and effective than ever.

The bills that are scored in the WCV Scorecard are those that best reflect a clear choice about whether or not to protect the environment, represent a cross-section of the major environmental issues addressed during the biennium, and were viewed during the biennium as priorities by a range of conservation organizations.

Thank you to the many legislators who have shown leadership on protecting and conserving our land, air, and water. We also thank those legislators who have consistently voted in support of the environmental values that we all share. Most of all, thank you for being involved.

Marc Daudon
Chair, Board of Directors
Washington Conservation Voters

Washington Conservation Voters 2003-2004 Board of Directors

Marc Daudon <i>Chair, Board of Directors</i>	Jim DiPeso <i>Operations Committee Chair</i>	Lisa Pelly <i>Outreach Committee Co-Chair</i>
Len Barson <i>Political Committee Chair</i>	Kristin Rowe-Finkbeiner <i>Outreach Committee Co-Chair</i>	Maryanne Tagney-Jones <i>Chair Emeritus</i>
Marilyn Heiman	Joseph Ryan <i>Secretary</i>	Tony Peacock
Rollin Fatland	Bill LaBorde	Eileen Quigley
Kathe Fowler	Lisa McShane	Jim Timmons



House Champions

Rep. Hans Dunshee *D-44*
2004 Legislator of the Year

As Chair of the House Capital Budget Committee, Rep. Dunshee uses his influential post to fund programs that protect and enhance recreation opportunities and wildlife habitat. He is a staunch advocate for the environment, both publicly and behind the scenes in the House Democratic Caucus. In 2004, Rep. Dunshee championed the passage of a Capital Budget provision that requires the Department of Natural Resources to complete an inventory and assessment of old growth state forests, an important step in the protection of the last remaining old growth on state lands. Because of his outstanding contributions, Hans was named the 2004 WCV Legislator of the Year.

Rep. Fred Jarrett *R-41*
2003 Co-Legislator of the Year

As a key member on the House Local Government Committee, Rep. Jarrett enjoyed a 100% record on defense of growth management during the 2003 session, making him a 2003 WCV Co-Legislator of the Year. In addition, he has been a visible leader for sustainable forestry, balanced transportation policy, and other important issues. Fred's bipartisanship has been a critical element of the environmental community's growing success in Olympia.

Rep. Sandra Romero *D-22*
2003 Co-Legislator of the Year

As Chair of the House Local Government Committee, the legislature's most critical committee on growth management policy, Rep. Romero defines what it means to be a champion. She is the ultimate defender of the Growth Management Act (GMA), having amended or killed no less than a dozen separate attacks on the GMA in each of the 2003 and 2004 sessions. She also sponsored and worked to pass into law the environmental community's bill to update shoreline protections. For her efforts, Sandra was named a 2003 WCV Co-Legislator of the Year.

Rep. Frank Chopp *D-43*
Speaker of the House

As leader of the House Democratic Caucus, Speaker Chopp is responsible for ensuring that protecting and improving Washington State's environment is a top priority in the House of Representatives. His behind-the-scenes leadership is responsible for ensuring passage of several priority bills including the Mercury Reduction Act, shorelines update bills, and the Neah Bay rescue tug legislation. Without the leadership of Speaker Chopp, it would have been virtually impossible to reach these and other positive achievements over the past two years.

Rep. Mike Cooper *D-21*

As Chair of the House Fisheries, Ecology & Parks Committee, Rep. Cooper played a central role in the advancement of the environmental community's legislative agenda. His committee passed important environmental legislation to prevent oil spills, to support computer recycling and the cleanup of e-waste, and to restore funding for the Department of Ecology's program to phase out persistent toxic chemicals (PBTs). In addition, he used his leadership position to advance the Forest Stewardship Council Certification Bill, one of the environmental community's top priorities.

Rep. Sam Hunt *D-22*


During the 2003 session, Rep. Hunt sponsored and helped pass into law the Mercury Reduction Act, the environmental community's most significant achievement of the year. In the 2004 session, Sam sponsored another of the environmental community's priorities: a bill to ensure adequate stream flows to protect fish and habitat. The provisions of Hunt's bill, under a different title, passed the House Agriculture and Natural Resources Committee, which was an important win for the community. As a member of the House leadership, Sam's contributions in caucus are equally as important to the community's agenda in Olympia.

Rep. Ed Murray *D-43*

Rep. Murray chairs the House Transportation Committee, the most important post in the legislature for ensuring that the state maintains its commitment to balanced transportation policy. As Chair, Rep. Murray has successfully championed funding for commute trip reduction programs, passenger ferries, and transit. He also helped pass funding for a clean air program and a data collection program that will help preserve state aquatic lands. Ed also deserves praise for killing many bad Senate bills intended to weaken or eliminate state transit programs.

Rep. Geoff Simpson *D-43*

Rep. Simpson serves as the Vice Chair of both the House Transportation and Capital Budget Committees, two of the most important environmental committees in the legislature. He has utilized these influential posts to champion the environment. Geoff's accomplishments include leading the fight to ensure statewide investments in public transportation projects, securing capital budget funding for stream flow protection, and protecting old growth state forests.



Senate Champions

Sen. Karen Fraser *D-22*

Sen. Fraser sits on the Senate Natural Resources Committee and is the consummate advocate for ensuring a balanced water policy for people and fish. She successfully helped lead the effort to pass the Mercury Reduction Act and to restore funding for the Department of Ecology's program to phase out persistent toxic chemicals (PBTs). Karen is a leader in all facets of the legislative process, especially on the Senate Floor where she is always eager to offer amendments to protect Washington State's environment.

Sen. Adam Kline *D-41*

In the Senate Land Use and Planning Committee, Sen. Kline is the lone voice for protecting the Growth Management Act (GMA) and has successfully slowed down or killed dozens of bad bills. Adam is a champion for increased state funding for transportation alternatives like buses, rail, and commuter programs. He also plays a leadership role in helping develop the environmental agenda for the Senate Democratic Caucus.

Sen. Debbie Regala *D-27*

In 2004, Sen. Regala sponsored one of the environmental community's top priorities: requiring Forest Stewardship Council certification of state forests. Sen. Regala secured 16 sponsors for her bill and successfully pushed for Senate committee consideration of the matter even though the committee chair had previously refused to hear the bill. As a member of the Senate Natural Resources Committee, she also champions environmental positions on water, toxics reduction, and budget matters. Debbie also plays a leadership role on environmental issues in the Senate Democratic Caucus.

House and Senate Out of Step

This list identifies the legislators who are most out of step with the environmental values of the majority of their constituents.

House Out of Step

Rep. Jack Cairnes (R-47) – Score 22%

Rep. Cairnes dropped from 55% in the 2001-2002 scorecard to a current 22%, while his seatmate, who serves the same constituency, has a lifetime average of 100%. Rep. Cairnes is truly out of step with the environmental values of the majority of his constituents. He voted against reasonable protections for our air, land, and water – including bills to prevent global warming, to protect our shorelines, and to promote sustainable forestry.

Rep. Doug Ericksen (R-42) – Score 11%

Rep. Ericksen is in a race to the bottom, dropping from a lifetime high of 55% in 1999-2000 to 22% in 2001-2002 to a new current low of 11%. In a district that historically elects environmentally responsible public officials, it is puzzling why Rep. Ericksen would work against the interests of his constituents. He voted against virtually every important piece of environmental legislation over the past two years while using his position as Ranking Minority Member on the House Transportation Committee to thwart all of the environmental community's efforts in advocating for a balanced statewide transportation system.

Rep. Brian Hatfield (D-19) – Score 44%

In a caucus where protecting and enhancing Washington State's environment remains a high priority, it is disappointing to see an important member of the caucus leadership be so dramatically out of step with the environmental community. As the House Majority Floor Leader, Rep. Hatfield should be voting more consistently with his colleagues to pass responsible legislation that protects our air, land, and water.

Rep. Beverly Woods (R-23) – Score 33%

Rep. Woods represents a district known for its natural beauty and her constituents expect their representative to stand up for environmental protections. Yet, Rep. Woods has a lifetime scorecard average of just 37%, while her seatmate averages 78%. She has consistently voted against basic protections for water and worked aggressively against establishing balanced transportation policy.

Senate Out of Step

Sen. Jim Horn (R-41) – Score 21%

For most, transportation is seen as a non-partisan issue. But Sen. Horn has worked harder than any legislator to turn transportation into a bitter partisan debate. As the Chair of the Senate Highways & Transportation Committee, he vigorously uses his position to reduce or eliminate state funding for passenger ferries, commute trip reduction, and other programs that honestly address the state's transportation crisis.

Sen. Dave Schmidt (R-44) – Score 21%

Sen. Schmidt has dropped from 50% in 2001-2002 to 21% in 2003-2004, while the other representatives from his district have a score of 89% and 78%. Sen. Schmidt is truly out of step with the environmental values of the majority of his constituents. He has worked to weaken the Growth Management Act (GMA) and reduce state funding for important transportation programs like the commute trip reduction program.

Sen. Tim Sheldon (D-35) – Score 25%

Sen. Sheldon uses his membership on the Senate Land Use and Planning Committee to support almost every attack on the Growth Management Act. His voting record, a lifetime average of 33%, is abysmal. The other representatives of the district have current environmental scores of 78% and 67%. Sen. Sheldon can do better for his constituents and should work harder protecting the environment of Washington State.



House of Representatives

LEGEND

- = anti-conservation vote
- = conservation vote
- ex = excused
- = not in office

- ★ = Champion
- ☀ = Good Deed

To read more about this, please see pg. 2 & pg.10.

Legislative District	Name	Party	Leadership Recognition	2003/2004 Score	Lifetime Average	1002 Mercury Reduction	1769 Shoreline Updates I	6012 Shoreline Updates II	1338 Municipal Water Giveaway	5028 Clean Water Rollback	2275 Habitat Program	2753 Sustainable Forestry	2531 Regional Transportation Reform	3141 Global Warming
1	Jeanne Edwards	D		67%	66%	●	ex	●	○	○	●	●	ex	ex
1	Al O'Brien	D		89%	69%	●	●	●	○	●	●	●	●	●
2	Roger Bush	R		22%	23%	●	○	○	○	○	○	○	○	●
2	Tom Campbell	R		38%	41%	●	○	○	○	○	●	○	●	ex
3	Timm Ormsby	D		100%	100%	—	—	—	—	—	●	●	●	●
3	Alex Wood	D		100%	84%	●	●	●	●	●	●	●	●	●
4	Larry Crouse	R		22%	15%	●	○	○	○	○	○	○	○	●
4	Lynn Schindler	R		11%	23%	●	○	○	○	○	○	○	○	○
5	Glenn Anderson	R		56%	60%	●	○	●	○	○	●	●	○	●
5	Cheryl Pflug	R		40%*	47%	●	○	●	○	○	—	—	—	—
5	Jay Rodne	R		75%	75%	—	—	—	—	—	●	●	○	●
6	John Ahern	R		11%	15%	●	○	○	○	○	○	○	○	○
6	Brad Benson	R		22%	26%	●	○	○	○	○	○	○	○	●
7	Cathy McMorris	R		13%	14%	●	○	○	○	○	○	○	ex	○
7	Bob Sump	R		11%	20%	●	○	○	○	○	○	○	○	○
8	Jerome Delvin	R		22%	17%	●	○	●	○	○	○	○	○	○
8	Shirley Hankins	R		22%	18%	●	●	○	○	○	○	○	○	○
9	Don Cox	R		11%	22%	●	○	○	○	○	○	○	○	○
9	Mark Schoesler	R		38%	17%	●	●	●	○	ex	○	○	○	○
10	Barbara Bailey	R		33%	33%	●	○	○	○	○	●	○	○	●
10	Barry Sehlín	R		38%	28%	●	○	○	○	ex	●	○	○	●
11	Zack Hudgins	D	☀	100%	100%	●	●	●	●	●	●	●	●	●
11	Velma Veloria	D		88%	92%	ex	●	●	○	●	●	●	●	●
12	Mike Armstrong	R		11%	13%	●	○	○	○	○	○	○	○	○
12	Cary Condotta	R		11%	16%	●	○	○	○	○	○	○	○	○
13	Bill Hinkle	R		22%	22%	●	○	○	○	○	●	○	○	○
13	Janea Holmquist	R		22%	16%	●	○	○	○	●	○	○	○	○
14	Jim Clements	R		11%	18%	●	○	○	○	○	○	○	○	○
14	Mary Skinner	R		13%	18%	●	○	○	○	○	○	ex	○	○
15	Bruce Chandler	R		11%	22%	●	○	○	○	○	○	○	○	○
15	Daniel Newhouse	R		22%	22%	●	○	○	○	○	●	○	○	○
16	Bill Grant	D		67%	41%	●	●	○	○	○	●	●	●	●
16	Dave Mastin	R		43%	28%	●	○	○	○	ex	●	○	ex	●
17	Marc Boldt	R		22%	20%	●	○	○	○	○	○	○	○	●

* This member served in the House in 2003 and the Senate in 2004. The score reflects the average from votes in both chambers.

House of Representatives

LEGEND

- = anti-conservation vote
- = conservation vote
- ex = excused
- = not in office

- ★ = Champion
- ☀ = Good Deed

To read more about this, please see pg. 2 & pg.10.

Legislative District	Name	Party	Leadership Recognition	2003/2004 Score	Lifetime Average	1002 Mercury Reduction	1769 Shoreline Updates I	6012 Shoreline Updates II	1338 Municipal Water Giveaway	5028 Clean Water Rollback	2275 Habitat Program	2753 Sustainable Forestry	2531 Regional Transportation Reform	3141 Global Warming
17	Deb Wallace	D		100%	100%	●	●	●	●	●	●	●	●	●
18	Thomas Mielke	R		14%	20%	●	○	○	○	○	ex	ex	○	○
18	Ed Orcutt	R		11%	16%	●	○	○	○	○	○	○	○	○
19	Brian Blake	D		44%	44%	●	○	○	○	○	●	○	●	●
19	Brian Hatfield	D		44%	43%	●	○	○	○	○	●	○	●	●
20	Gary Alexander	R		22%	22%	●	○	○	○	○	○	○	○	●
20	Richard DeBolt	R		22%	20%	●	○	○	○	○	○	○	○	●
21	Mike Cooper	D	★	100%	86%	●	●	●	●	●	●	●	●	●
21	Brian Sullivan	D		89%	72%	●	●	●	○	●	●	●	●	●
22	Sam Hunt	D	★	100%	91%	●	●	●	●	●	●	●	●	●
22	Sandra Romero	D	★	100%	99%	●	●	●	●	●	●	●	●	●
23	Phil Rockefeller	D	☀	78%	75%	●	●	●	○	○	●	●	●	●
23	Beverly Woods	R		33%	37%	●	○	●	○	○	○	○	○	●
24	Jim Buck	R		44%	21%	●	●	●	○	○	○	○	○	●
24	Lynn Kessler	D		67%	55%	●	●	●	○	○	●	○	●	●
25	Joyce McDonald	R		33%	33%	●	○	●	○	○	○	○	○	●
25	Dawn Morrell	D		100%	100%	●	●	●	●	●	●	●	●	●
26	Pat Lantz	D		78%	86%	●	●	●	○	○	●	●	●	●
26	Lois McMahan	R		22%	22%	●	○	○	○	○	○	○	●	○
27	Jeannie Darneille	D		89%	90%	●	●	●	○	●	●	●	●	●
27	Dennis Flannigan	D		75%	75%	●	●	●	○	○	●	●	●	ex
28	Mike Carrell	R		22%	23%	●	●	○	○	○	○	○	○	○
28	Gigi Talcott	R		22%	21%	●	●	○	○	○	○	○	○	○
29	Steve Conway	D		78%	82%	●	●	●	○	○	●	●	●	●
29	Steve Kirby	D		78%	66%	●	●	●	○	○	●	●	●	●
30	Mark Miloscia	D		89%	66%	●	●	●	○	●	●	●	●	●
30	Skip Priest	R	☀	67%	67%	●	●	●	○	○	●	●	○	●
31	Daniel Roach	R		29%	28%	●	○	○	ex	ex	○	○	○	●
31	Jan Shabro	R		44%	44%	●	●	●	○	○	○	○	○	●
32	Maralyn Chase	D		100%	95%	●	●	●	●	●	●	●	●	●
32	Ruth Kagi	D		89%	87%	●	●	●	○	●	●	●	●	●
33	Shay Schual-Berke	D		100%	94%	●	●	●	●	●	●	●	●	●
33	Dave Upthegrove	D		100%	100%	●	●	●	●	●	●	●	●	●



Legislative District	Name	Party	Leadership Recognition	2003/2004 Score	Lifetime Average	1002 Mercury Reduction	1769 Shoreline Updates I	6012 Shoreline Updates II	1338 Municipal Water Giveaway	5028 Clean Water Rollback	2275 Habitat Program	2753 Sustainable Forestry	2531 Regional Transportation Reform	3141 Global Warming
34	Eileen Cody	D		78%	84%	●	●	●	○	○	●	●	●	●
34	Joe McDermott	D	☀	89%	94%	●	●	●	○	●	●	●	●	●
35	Bill Eickmeyer	D		75%	54%	●	●	●	○	ex	●	●	○	●
35	Kathy Haigh	D		78%	69%	●	●	●	○	○	●	●	●	●
36	Mary Lou Dickerson	D	☀	100%	97%	●	●	●	●	●	●	●	●	●
36	Helen Sommers	D	☀	89%	85%	●	●	●	○	●	●	●	●	●
37	Eric Pettigrew	D		89%	89%	●	●	●	○	●	●	●	●	●
37	Sharon Tomiko Santos	D		78%	68%	●	●	●	○	○	●	●	●	●
38	Jean Berkey	D		60%*	62%	●	●	●	○	○	-	-	-	-
38	John McCoy	D	☀	100%	100%	●	●	●	●	●	●	●	●	●
38	David Simpson	D		100%	100%	-	-	-	-	-	●	●	●	●
39	Dan Kristiansen	R		11%	11%	●	○	○	○	○	○	○	○	○
39	Kirk Pearson	R		11%	19%	●	○	○	○	○	○	○	○	○
40	Jeff Morris	D	☀	78%	54%	●	●	●	○	○	●	●	●	●
40	David Quall	D		78%	59%	●	●	●	○	○	●	●	●	●
41	Judy Clibborn	D		78%	78%	●	●	●	○	○	●	●	●	●
41	Fred Jarrett	R	★	67%	70%	●	●	●	○	○	●	●	○	●
42	Doug Ericksen	R		11%	31%	●	○	○	○	○	○	○	○	○
42	Kelli Linville	D	☀	78%	60%	●	●	●	○	○	●	●	●	●
43	Frank Chopp	D	★	78%	80%	●	●	●	○	○	●	●	●	●
43	Ed Murray	D	★	100%	91%	●	●	●	●	●	●	●	●	●
44	Hans Dunshee	D	★	89%	92%	●	●	●	○	●	●	●	●	●
44	John Lovick	D		78%	72%	●	●	●	○	○	●	●	●	●
45	Toby Nixon	R	☀	67%	68%	●	●	●	○	●	●	●	○	○
45	Laura Ruderman	D	☀	89%	81%	●	●	●	○	●	●	●	●	●
46	Phyllis Kenney	D		89%	89%	●	●	●	○	●	●	●	●	●
46	Jim McIntire	D		89%	93%	●	●	●	○	●	●	●	●	●
47	Jack Cairnes	R		22%	28%	●	●	○	○	○	○	○	○	○
47	Geoff Simpson	D	★	100%	100%	●	●	●	●	●	●	●	●	●
48	Ross Hunter	D	☀	89%	89%	●	●	●	○	●	●	●	●	●
48	Rodney Tom	R	☀	67%	67%	●	●	●	○	○	●	●	○	●
49	Bill Fromhold	D		89%	76%	●	●	●	○	●	●	●	●	●
49	Jim Moeller	D		78%	78%	●	●	●	○	○	●	●	●	●

* This member served in the House in 2003 and the Senate in 2004. The score reflects the average from votes in both chambers.

Senate Scores

LEGEND

- = anti-conservation vote
- = conservation vote
- ex = excused
- = not in office

- ★ = Champion
- ☀ = Good Deed

To read more about this, please see pg. 3 & pg. 11.

Legislative District	Name	Party	Leadership Recognition	2003/2004 Score	Lifetime Average	5028 I - Clean Water Rollback	5028 II - Clean Water Rollback	5282 Eliminating GMA Hearings Boards	5053 Reducing Environmental Standards	5235 Environmental Review Exemption	6012 A - Shorelines Update Rollback	6012 Shorelines Update Amendment	1002 Mercury Reduction	6329 Ballast Water Treatment Delay	6592 Growth Management Update Rollback	6187 A - Ecoterrorism Amendment	2531 Regional Transportation Reform	3141 Global Warming
1	Rosemary McAuliffe	D		93%	89%	●	●	●	●	●	●	●	●	●	●	○	●	
2	Marilyn Rasmussen	D		57%	60%	○	○	○	●	○	●	●	●	●	○	●	○	●
3	Lisa Brown	D	☀	86%	92%	●	●	●	●	○	●	●	●	●	●	○	●	
4	Bob McCaslin	R		21%	14%	○	○	○	○	○	○	○	○	○	○	○	○	●
5	Cheryl Pflug	R		40%*	47%	—	—	—	—	—	—	—	—	●	○	○	○	●
6	Brian Murray	R		20%	20%	—	—	—	—	—	—	—	—	○	○	○	○	●
7	Bob Morton	R		7%	15%	○	○	○	○	○	○	○	○	○	○	○	○	●
8	Patricia Hale	R		21%	16%	○	○	○	○	○	○	○	○	○	○	○	○	●
9	Larry Sheahan	R		21%	16%	○	○	○	○	○	○	○	○	○	○	○	○	●
10	Mary Margaret Haugen	D		71%	79%	○	●	●	●	○	●	●	●	●	○	●	○	●
11	Margarita Prentice	D		79%	90%	●	●	●	●	○	○	●	●	●	●	○	●	
12	Linda Parlette	R		21%	28%	○	○	○	○	○	○	○	○	○	○	○	○	●
13	Joyce Mulliken	R		14%	15%	○	○	○	○	○	○	○	○	○	○	○	○	●
14	Alex Deccio	R		15%	13%	○	○	○	○	○	○	○	○	○	○	○	○	ex
15	Jim Honeyford	R		0%	9%	○	○	○	○	○	○	○	ex	○	○	○	○	○
16	Mike Hewitt	R		21%	20%	○	○	○	○	○	○	○	○	○	○	○	○	●
17	Don Benton	R		36%	29%	○	○	○	○	○	○	○	○	○	○	○	○	●
18	Joseph Zarelli	R	☀	21%	20%	○	○	○	○	○	○	○	○	○	○	○	○	●
19	Mark Doumit	D		36%	43%	○	○	○	●	○	●	○	●	○	○	●	○	○
20	Dan Swecker	R	☀	21%	35%	○	○	○	○	○	○	○	○	○	○	○	○	●
21	Paull Shin	D		77%	71%	●	●	●	●	○	●	●	●	●	○	●	○	ex
22	Karen Fraser	D	★	85%	97%	●	●	●	●	●	●	●	●	○	●	○	ex	
23	Betti Sheldon	D		71%	83%	●	○	●	●	○	●	●	●	○	○	○	○	●
24	Jim Hargrove	D		36%	45%	●	●	○	●	○	○	○	○	○	○	○	○	○
25	Jim Kastama	D		79%	74%	●	●	●	●	●	●	●	○	○	○	○	○	●
26	Bob Oke	R		21%	34%	○	○	○	○	○	○	○	○	○	○	○	○	●
27	Debbie Regala	D	★	93%	93%	●	●	●	●	●	●	●	●	●	○	○	○	●
28	Shirley Winsley	R		71%	58%	○	●	●	●	●	●	●	○	○	○	○	○	●
29	Rosa Franklin	D		86%	87%	●	●	●	●	●	●	●	●	○	○	○	○	●
30	Tracey Eide	D		79%	84%	●	○	●	●	●	●	●	●	○	○	○	○	●
31	Pam Roach	R		14%	21%	○	○	○	○	○	○	○	○	○	○	○	○	○
32	Darlene Fairley	D		86%	97%	●	●	○	●	●	●	●	●	●	○	○	○	●
33	Karen Keiser	D		86%	86%	●	●	●	●	●	●	●	●	○	○	○	○	●
34	Erik Poulsen	D		93%	93%	●	●	○	●	●	●	●	●	●	●	●	●	●

* This member served in the House in 2003 and the Senate in 2004. The score reflects the average from votes in both chambers.



Legislative District	Name	Party	Leadership Recognition	2003/2004 Score	Lifetime Average	5028 I - Clean Water Rollback	5028 II - Clean Water Rollback	5282 Eliminating GMA Hearings Boards	5053 Reducing Environmental Standards	5340 Commute Trip Reduction Exemption	6012 A - Shorelines Update Rollback	6012 Shorelines Update Amendment	1002 Mercury Reduction	6329 Ballast Water Treatment Delay	6592 Growth Management Update Rollback	6187 A - Ecoterrorism Amendment	2531 Regional Transportation Reform	3141 Global Warming	
35	Tim Sheldon	D	☀	25%	33%	○	○	○	○	○	○	○	●	●	ex	ex	○	○	●
36	Jeanne Kohl-Welles	D	☀	100%	97%	●	●	●	●	●	●	●	●	●	●	●	●	●	●
37	Adam Kline	D	★	100%	98%	●	●	●	●	●	●	●	●	●	●	●	●	●	●
38	Jean Berkey	D		60%*	62%	-	-	-	-	-	-	-	-	●	○	●	○	●	
39	Val Stevens	R		14%	20%	○	○	○	○	○	○	○	○	○	○	○	○	○	○
40	Harriet Spanel	D		86%	86%	●	●	●	●	●	●	●	●	●	○	●	○	●	
41	Jim Horn	R		21%	30%	○	○	○	○	○	○	○	○	○	○	○	○	○	○
42	Dale Brandland	R		36%	36%	●	○	○	○	○	○	○	○	○	○	○	○	○	○
43	Pat Thibaudeau	D	☀	100%	100%	●	●	●	●	●	●	●	●	●	●	●	●	●	●
44	Dave Schmidt	R		21%	27%	○	○	○	○	○	○	○	○	○	○	○	○	○	○
45	Bill Finkbeiner	R	☀	50%	61%	●	●	○	○	○	○	○	○	○	○	○	○	○	○
46	Ken Jacobsen	D		71%	88%	●	●	●	●	○	○	○	○	○	○	○	○	○	○
47	Stephen Johnson	R		14%	18%	○	○	○	○	○	○	○	○	○	○	○	○	○	○
48	Luke Esser	R		36%	52%	○	○	●	○	○	○	○	○	○	○	○	○	○	○
49	Don Carlson	R	☀	64%	39%	●	●	○	○	○	○	○	○	○	○	○	○	○	○

* This member served in the House in 2003 and the Senate in 2004. The score reflects the average from votes in both chambers.

Scorecard Compiled by

Bruce Gryniewski, *Executive Director*
 Clifford R. Traisman, *State Lobbyist*
 Zach Silk, *Field Director*

and the talented team of Washington Conservation Voters
 with the input of the environmental community.

FOR MORE INFORMATION on Washington Conservation Voters,
 including our endorsements and upcoming legislative priorities, please visit

www.wcvoters.org

Rep. Mary Lou Dickerson (D-36)

A tireless advocate for the environment, Rep. Dickerson prime sponsored legislation to ensure that the cruise ship industry no longer discharges its dirty water into Puget Sound. We look forward to working on this important issue during the 2005 session.

Rep. Zack Hudgins (D-11)

As the prime sponsor of the Energy Portfolio Standard Bill, one of the environmental community's four priorities during the 2004 session, Rep. Hudgins took on powerful interests in order to help ensure our state's future energy independence.

Rep. Ross Hunter (D-48)

Through his role as a key member of the House Appropriations Committee, Rep. Hunter helped lead the fight to pass the Energy Portfolio Standard Bill, one of the community's four priorities during the 2004 session. He is emerging as a leader in the House on environmental issues.

Rep. Kelli Linville (D-42)

As the powerful Chair of the House Agriculture & Natural Resources Committee, Rep. Linville used her post to secure key environmental funding priorities such as the Department of Ecology's PBT program, and has championed legislation regarding forest certification, stormwater, and the creation of important bird areas. In 2004, she played a leadership role in seeking passage of the environmental community's priority water legislation.

Rep. John McCoy (D-38)

Through his hard work on water and other natural resource issues, Rep. McCoy is fast becoming a champion on environmental issues in the legislature.

Rep. Joe McDermott (D-34)

Tackling such complex issues as water policy, forest certification, and stormwater, Rep. McDermott has become a strong leader on environmental issues in his caucus and as a key member of the House Agriculture & Natural Resources Committee.

Rep. Jeff Morris (D-40)

As the Chair of the House Technology, Telecommunications & Energy Committee, Rep. Morris passed two priority pieces of legislation out of his committee: the CO₂ Mitigation Bill to help guard against global warming, which was signed into law due to his efforts, and the Energy Portfolio Standard Bill.

Rep. Toby Nixon (R-45)

From sustainable state forestry to energy portfolio standards to providing overall leadership on environmental matters in a bipartisan fashion, Rep. Nixon has become a loyal supporter of the environmental movement in Olympia.

Rep. Skip Priest (R-30)

Both behind the scenes in the House Republican Caucus and as a Member of the Capital Budget Committee, Rep. Priest advocated on behalf of the environmental community. He was instrumental in the passage of the budget provision that will help protect the last remaining old growth trees on state forests.

Rep. Phil Rockefeller (D-23)

As the Vice Chair of the House Agriculture & Natural Resources Committee and a key member of the Transportation Committee, Rep. Rockefeller is a strong supporter of the environmental community's agenda, particularly on sustainable forestry and state investment in transit and mobility.

Rep. Laura Ruderman (D-45)

As a member on the Appropriations, Rules, and Technology, Telecommunications & Energy committees, Rep. Ruderman used her influence to fight for the passage of environmental community priority issues, particularly the Energy Portfolio Standard Bill.

Rep. Helen Sommers (D-36)

While the Washington State Legislature struggled with record budget shortfalls, Rep. Sommers, the powerful Chair of the House Appropriations Committee, protected the budgets of natural resource agencies and funded critical environmental programs. She helped the House effort to restore funding for the Department of Ecology's program to phase out toxic chemicals in the environment. She also deserves credit for securing new funds for a stream flow protection program and passing the Energy Portfolio Standard Bill out of her committee.

Rep. Rodney Tom (R-48)

Further proving that protecting our environment is not a partisan issue, Rep. Tom supported numerous priority bills over the past two years, most notably the Energy Portfolio Standard and Forest Certification Bills.

Senate Good Deeds



Sen. Lisa Brown (D-3)

The Senate Minority Leader needs to be ready whenever opportunity strikes. Fortunately, the environmental community was able to rely on Sen. Brown to take advantage of an opportunity in the 2003 session. Senate Majority Leader Jim West asked Minority Leader Brown for support on a particular bill to be forced out of a committee and brought to the floor for a vote. Sen. Brown agreed but was prepared to ask for a favor in return. She requested support for forcing another bill out of committee: the Mercury Reduction Act. With the deal struck, the Mercury Bill, which passed the House in a bipartisan 97-0 vote, finally got out of the Natural Resources Committee and went on to pass the Senate 47-1. We thank Sen. Brown for her extraordinary efforts to ensure that this important environmental priority became law.

Sen. Don Carlson (R-49)

One of the Senate's most consistent voices on behalf of the environment, Sen. Carlson enjoyed two very strong years pushing forward the environmental agenda. His work behind the scenes and on the Senate Floor helped ensure passage of the shorelines and mercury bills in 2003. During the 2004 session, Sen. Carlson's leadership was illustrated when he successfully fought to restore the funding for the program to phase out toxic chemicals through an amendment in committee.

Sen. Bill Finkbeiner (R-45)

Both before and after he became Majority Leader in 2004, the top post in the Senate, Sen. Finkbeiner has demonstrated sound leadership on environmental issues. He is willing to take on his colleagues, as illustrated by the tough votes he cast on the water and shorelines bills during the 2003 session. Even more importantly, his work with his caucus results in key environmental votes moving through the legislative process. As Majority Leader in 2004, he helped craft the deal to ensure funding for the Department of Ecology's program to phase out persistent toxic chemicals (PBTs).

Senate Good Deeds, continued

Sen. Jeanne Kohl-Wells (D-36)

No one understands the need for an increased state role in setting balanced transportation policy more than Sen. Kohl-Wells. For her leadership on that issue, her unqualified support for the environmental agenda, and her 100% voting record on environmental issues, Sen. Kohl-Wells deserves recognition.

Sen. Dan Swecker (R-20)

Sen. Swecker proved that rural Washington legislators are willing to lead on highly visible environmental community priorities. Sen. Swecker prime sponsored the Mercury Reduction Act and ensured its passage into law.

Sen. Pat Thibaudeau (D-43)

Sen. Thibaudeau continues to be a key leader who fights to protect the environment of Washington State. She uses her influence to advance the environmental agenda specifically on forestry and transportation issues, and she earned a 100% voting record.

Sen. Joe Zarelli (R-18)

As Chair of the powerful Senate Ways & Means Committee, Sen. Zarelli's support was critical to secure the Department of Ecology funding to phase out toxic chemicals in the environment. Over the strong and loud objections of the business community, Sen. Zarelli offered the deal to accept the amendment by Sen. Carlson, and the funding for this community priority was finally secured.

Environmental Community Legislative Priorities

Before each legislative session, Washington State's environmental community works closely to develop and advance a collaborative legislative agenda. The goal is to ensure that legislators have a clear understanding of the environmental community's priorities. Washington Conservation Voters believes that the clarity that comes from a common agenda is what allowed the community to achieve so much these past two sessions.

2003 Legislative Priorities

Budget: funding critical programs and advocating creative revenue in the face of a \$2 billion shortfall.

Mercury Reduction: phasing out use of this persistent toxic chemical, which can harm human health and wildlife even at very low levels.

Transportation: advocating for a balanced transportation package that includes money for alternatives such as transit and prioritize repairs of existing infrastructure over building new roads.

Environmental Deregulation: opposing any attempt to weaken existing environmental protections.

2004 Legislative Priorities

Stopping Toxic Pollution: funding the Department of Ecology program to eliminate and clean-up persistent toxic chemicals such as mercury, dioxin and PCBs.

Sustainable State Forests: certifying sustainable stewardship for state-owned forests, including the preservation of the small amount of old growth still standing.

Protecting Stream Flows: safeguarding water levels in Washington streams for vital fish habitat, water quality, irrigation, power, and recreation.

Efficient and Renewable Energy: fostering a more reliable and sustainable energy system by encouraging electric utilities to include energy-efficiency savings and reasonable amounts of renewables such as wind, biomass and solar in their mix of power sources.

In addition, and as always, the community vigorously fights any attempt to weaken or rollback existing environmental laws and protections.

House Bill Descriptions

SHB 1002: Reducing the release of mercury into the environment.

Mercury is an extremely toxic chemical that can have devastating impacts on our health and the environment. Reducing mercury pollution was a priority for the environmental community in the 2003 Legislative Session. This bill will reduce mercury in schools, hospitals, and homes by banning the sale of certain mercury consumer products and requiring hospitals to develop plans for reducing the use of products that contain mercury.

Yea is the pro-conservation vote.

Yeas: 97 Nays: 0 Excused: 01 The bill passed the House and the Senate and was signed by the Governor.

SHB 1769: Establishing a schedule of time limits under which local governments must develop or amend shoreline master plans.

This bill would have required cities and counties to implement the State's newly revised shoreline management rules over the next decade. These new safeguards are critical to protect our sensitive beaches, stream sides, and lake shores for their environmental, recreational and economic benefits. The bill was virtually identical to SSB 6012.

Yea is the pro-conservation vote.

Yeas: 60 Nays: 37 Excused: 01 The bill passed the House and died in the Senate.

SSB 6012: Codifying shoreline rules.

As amended by the House, this bill requires cities and counties to implement the State's newly revised shoreline management rules over the next decade. The new safeguards are critical to protect our sensitive beaches, stream sides, and lake shores for their environmental, recreational and economic benefits.

Yea is the pro-conservation vote.

Yeas: 61 Nays: 37 The bill passed the House and the Senate and was signed by the Governor.

2SHB 1338: Providing additional certainty for municipal water rights.

This bill grants cities, utilities, developers and other water purveyors, significant benefits and authority over water resources absent basic safeguards for stream flows that sustain fish, water quality, recreation and other environmental values.

Nay is the pro-conservation vote.

Yeas: 83 Nays: 14 Excused: 01 The bill passed the House and the Senate and was signed by the Governor.

ESSB 5028: Clarifying the state's authority to regulate water pollution.

With the exception of hydropower projects, this bill prohibits the State from enforcing clean water laws if it limits the use of a water right. Water withdrawals can dry up or significantly reduce stream flows, concentrating pollution and increasing temperatures, which harm fish, wildlife, recreation and other resources. In effect, the bill makes it legal to dry up our rivers and streams.

Nay is the pro-conservation vote.

Yeas: 61 Nays: 31 Excused: 06 The bill passed the Senate and the House and was signed by the Governor.

SHB 2275: Expanding the criteria for habitat conservation programs.

This bill would have made several changes to the Washington Wildlife and Recreation Program (WWRP), including the addition of farmland preservation and stream side protection as goals. The WWRP currently provides funds for the acquisition and development of local and state parks, water access sites, trails, critical wildlife habitat, and urban wildlife habitat.

Yea is the pro-conservation vote.

Yeas: 64 Nays: 33 Excused: 01 The bill passed the House and died in the Senate.

SHB 2753: Creating a joint legislative forest management work group and requiring final sustainable harvest levels to be adopted by rule.

This bill would have required the Department of Natural Resources to assess the costs and benefits of independently certifying Washington's 2.1 million acres of state forests as sustainably managed. Such a label would ensure more environmentally sensitive logging and help distinguish Washington's forest wood products in a crowded, global marketplace.

Yea is the pro-conservation vote.

Yeas: 55 Nays: 41 Excused: 02 The bill passed the House and died in the Senate.

SHB 2531: Expanding authority for Regional Transportation Investment Districts.

This bill would have allowed regional transportation investment districts (RTID) to be formed anywhere in the state to raise revenues for transportation projects. Importantly, the bill would have removed constraints in current law to allow an RTID to invest in a broad array of transportation alternatives such as rail, buses, vanpools and biking.

Yea is the pro-conservation vote.

Yeas: 52 Nays: 43 Excused: 03 The bill passed the House. The Senate amended the bill, removing the transportation alternative provisions. The two chambers could not resolve their differences and the bill died.

SHB 3141: Establishing a policy to mitigate carbon dioxide emissions.

This bill will require new power plants to mitigate 20 percent of their emissions of carbon dioxide, the principle pollutant responsible for global warming. As a result of the bill, the costs of new "dirty" power plants will increase, helping to level the playing field for clean renewable energy projects and conservation programs.

Yea is the pro-conservation vote.

Yeas: 69 Nays: 26 Excused: 03 The bill passed the Senate and House and was signed by the Governor.

Senate Bill Descriptions

SSB 5028 I: Clarifying the state's authority to regulate water pollution.

On the first Senate vote, SSB 5028 would have prohibited the State from enforcing clean water laws if it limited the use of a water right in any way. Water withdrawals can dry up or significantly reduce stream flows, concentrating pollution and increasing temperatures, which harm fish, wildlife, recreation and other resources. In effect, the bill made it legal to dry up our rivers and streams.

Nay is the pro-conservation vote.

Yeas: 26

Nays: 23

The bill passed the Senate.

ESSB 5028 II: Clarifying the state's authority to regulate water pollution.

The Senate voted a second time on an amended version of this bill. With the exception of hydropower projects, ESSB 5028 prohibits the State from enforcing clean water laws if it limits the use of a water right. Water withdrawals can dry up or significantly reduce stream flows, concentrating pollution and increasing temperatures, which harm fish, wildlife, recreation and other resources. In effect, the bill makes it legal to dry up our rivers and streams.

Nay is the pro-conservation vote.

Yeas: 26

Nays: 22

Excused: 01

The bill passed the Senate and the House and was signed by the Governor.

SB 5282: Eliminating growth management hearings boards.

The Growth Management Act provides a framework for effective city and county planning to accommodate growth while protecting wetlands, streams, farms and forests. A key part of this framework is the enforcement body known as the Growth Management Hearings Board. This bill would have eliminated these hearings boards.

Nay is the pro-conservation vote.

Yeas: 29

Nays: 20

The bill passed the Senate but died in the House.

SSB 5053: Prohibiting agencies from adopting rules that exceed federal standards without legislative authority.

Washington State is fortunate to have protections for our land, air, and water that exceed federal standards. This bill would have prohibited agencies from adopting standards more stringent than federal minimum standards unless specifically directed by the Washington Legislature.

Nay is the pro-conservation vote.

Yeas: 25

Nays: 24

The bill passed the Senate but died in the House.

SSB 5235: Exempting certain forest practices from the environmental impact statement requirements of chapter 43.21C RCW.

This bill would have exempted logging in our state forests from environmental review, which would result in reduced protection for fish, water, wildlife, and public safety.

Nay is the pro-conservation vote.

Yeas: 33

Nays: 16

The bill passed the Senate but died in the House.

SB 5340: Modifying the commute trip reduction program.

Commute Trip Reduction is the state's most effective transportation investment, removing 20,000 vehicle trips from the roads each weekday morning for a fraction of the cost to add comparable new capacity. This bill would have made the program voluntary and effectively eliminated it as a tool in the fight against congestion.

Nay is the pro-conservation vote.

Yeas: 26 Nays: 23

The bill passed the Senate but died in the House.

SSB 6012 Amendment: Codifying shoreline rules (Fraser Striker).

This amendment would have required cities and counties to implement the state's newly revised shoreline management rules according to a reasonable schedule. As passed by the Senate on the first vote, this bill would have prohibited the state from developing new rules to protect beaches, stream sides, and lake shores. Further the bill would have adopted the largely 1971-vintage shoreline rules as state law.

Yea is the pro-conservation vote.

Yeas: 24 Nays: 25

This amendment failed, but a similar House-amended version of SSB 6012 eventually passed both chambers and was signed by the Governor.

SSB 6012: Codifying shoreline rules.

As amended by the House, this bill requires cities and counties to implement the State's newly revised shoreline management rules over the next decade. The new safeguards are critical to protect our sensitive beaches, stream sides, and lake shores for their environmental, recreational and economic benefits.

Yea is the pro-conservation vote.

Yeas: 44 Nays: 05

The bill passed the Senate and the House and was signed by the Governor.

ESHB 1002: Reducing the release of mercury into the environment.

Mercury is an extremely toxic chemical that can have devastating impacts on our health and the environment. Reducing mercury pollution was a priority for the environmental community in the 2003 Legislative Session. This bill will reduce mercury in schools, hospitals, and homes by banning the sale of certain mercury consumer products and requiring hospitals to develop plans for reducing the use of products that contain mercury.

Yea is the pro-conservation vote.

Yeas: 47 Nays: 01 Absent: 01

The bill passed the Senate and the House and was signed by the Governor.

SSB 6329: Extending the date for implementation of ballast water discharge requirements.

Ships entering Washington waters, often from foreign ports, routinely discharge their ballast water. This water can contain nonnative invasive species, such as zebra mussels and green crabs, which can greatly harm our environment and economy. It is important to implement a clear plan for treatment requirements as soon as possible. However, this bill would have delayed treatment rules until 2008.

Nay is the pro-conservation vote.

Yeas: 26 Nays: 22 Excused: 01

The bill passed the Senate, was fixed through amendment by the House, and signed by the Governor.

SSB 6592: Distinguishing growth management update responsibilities between slower and faster growing cities and counties.

This bill would have exempted rural counties from many requirements of the Growth Management Act (GMA), including compliance with the act itself. The GMA provides a framework for effective city and county planning to accommodate growth while protecting wetlands, streams, farms and forests. If it became law, the bill would have been a major setback for protection of forest and farmlands, environmentally sensitive areas, and livable communities.

Nay is the pro-conservation vote.

Yeas: 37 Nays: 11 Excused: 01

The bill passed the Senate and died in the House.

SSB 6187 Amendment: Making supplemental operating appropriations.

This amendment would have removed \$50,000 from the state Supplemental Budget to develop a list of persons and organizations involved in “eco-terrorism activities.” Since eco-terrorism was not defined, this “environmental blacklist” could be used to target mainstream environmental advocacy in which thousands of citizens participate.

Yea is the pro-conservation vote.

Yeas: 23 Nays: 26

This amendment failed, but the funding was removed due to negotiations with the House.

SHB 2531: Expanding authority for regional transportation investment districts.

The Senate amended this bill to restrict the investments of a regional transportation investment district (RTID) to state highway related projects. This would have prevented an RTID from funding regional transportation plans that promoted a broader array of choices, such as rail, buses, vanpools and biking.

Nay is the pro-conservation vote.

Yeas: 44 Nays: 05

The bill passed the Senate. The House had previously passed a version that allowed investments in transportation choices. The two chambers could not resolve their differences and the bill died.

SHB 3141: Establishing a policy to mitigate carbon dioxide emissions.

This bill will require new power plants to mitigate 20 percent of their emissions of carbon dioxide, the principle pollutant responsible for global warming. As a result of the bill, the costs of new “dirty” power plants will increase, helping to level the playing field for clean renewable energy projects and conservation programs.

Yea is the pro-conservation vote.

Yeas: 40 Nays: 06 Excused: 03

The bill passed the Senate and the House and was signed by the Governor.

How to Get Involved

Now that you know the score, take action.

1. TELL LEGISLATORS YOU KNOW THE SCORE

One of the best ways to influence our elected officials is regular communication. If your legislator scored well, thank them. If they scored poorly, let them know you are disappointed. You can find your legislators’ contact information by going to www.leg.wa.gov.

2. SUPPORT CONSERVATION CANDIDATES

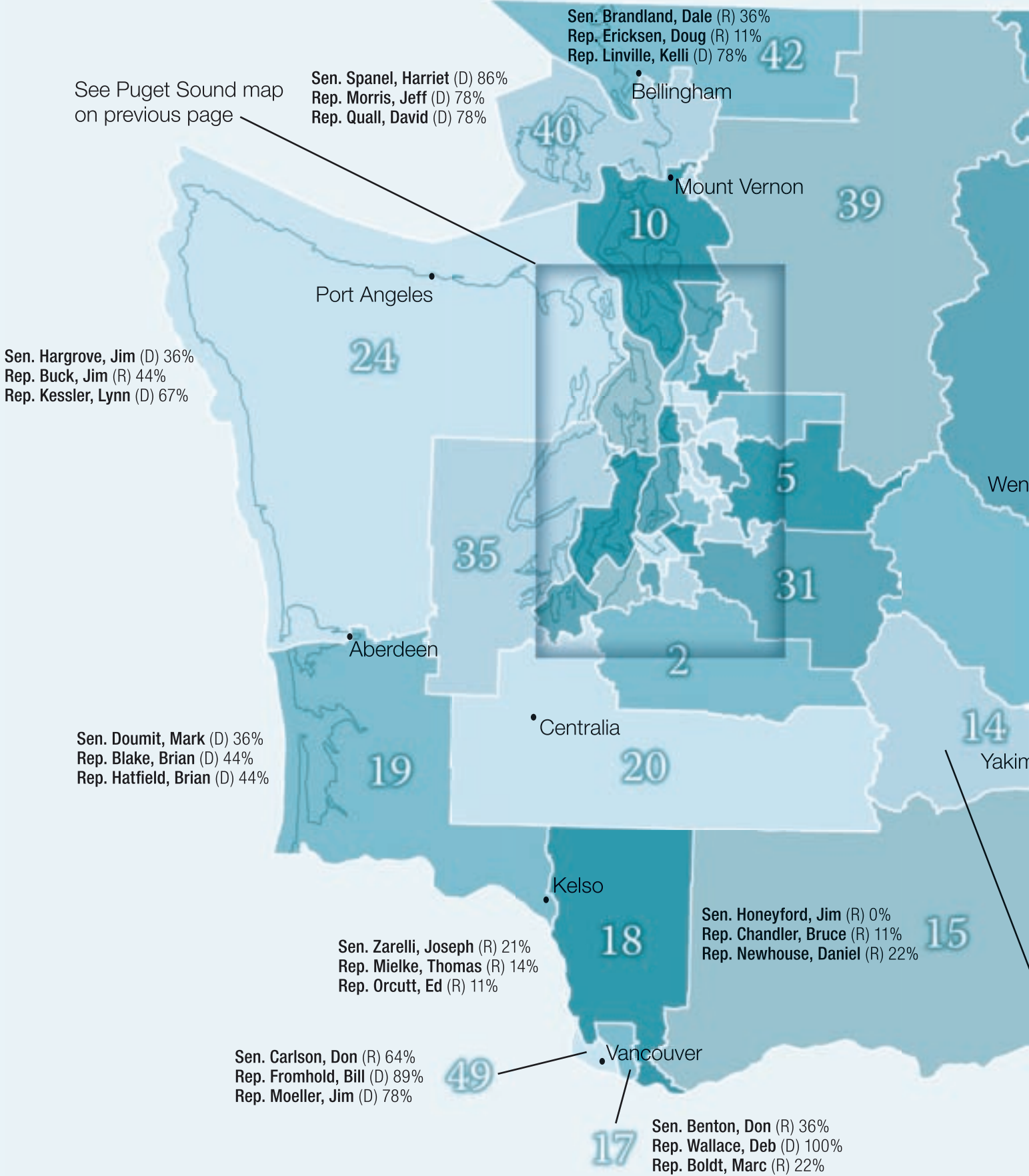
Use the Scorecard to make informed decisions about which candidates to vote for in November. Visit the Washington Conservation Voters website www.wcvoters.org for more information on WCV’s endorsements.

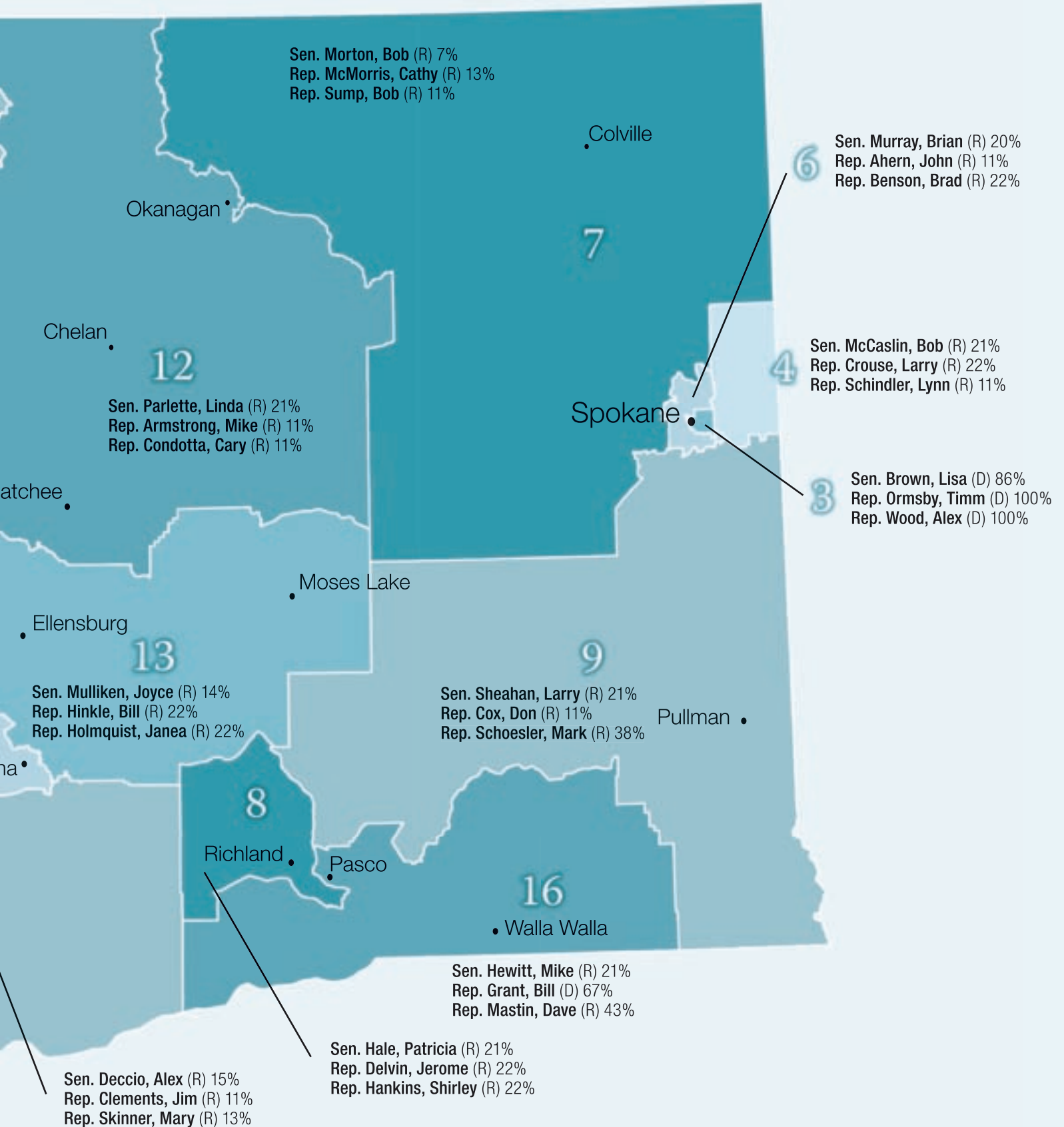
3. BECOME A MEMBER!

We take on the tough fights to protect Washington’s environment, and we can only win with the help of citizens like you. Join with thousands of other Washingtonians by becoming a WCV member today.

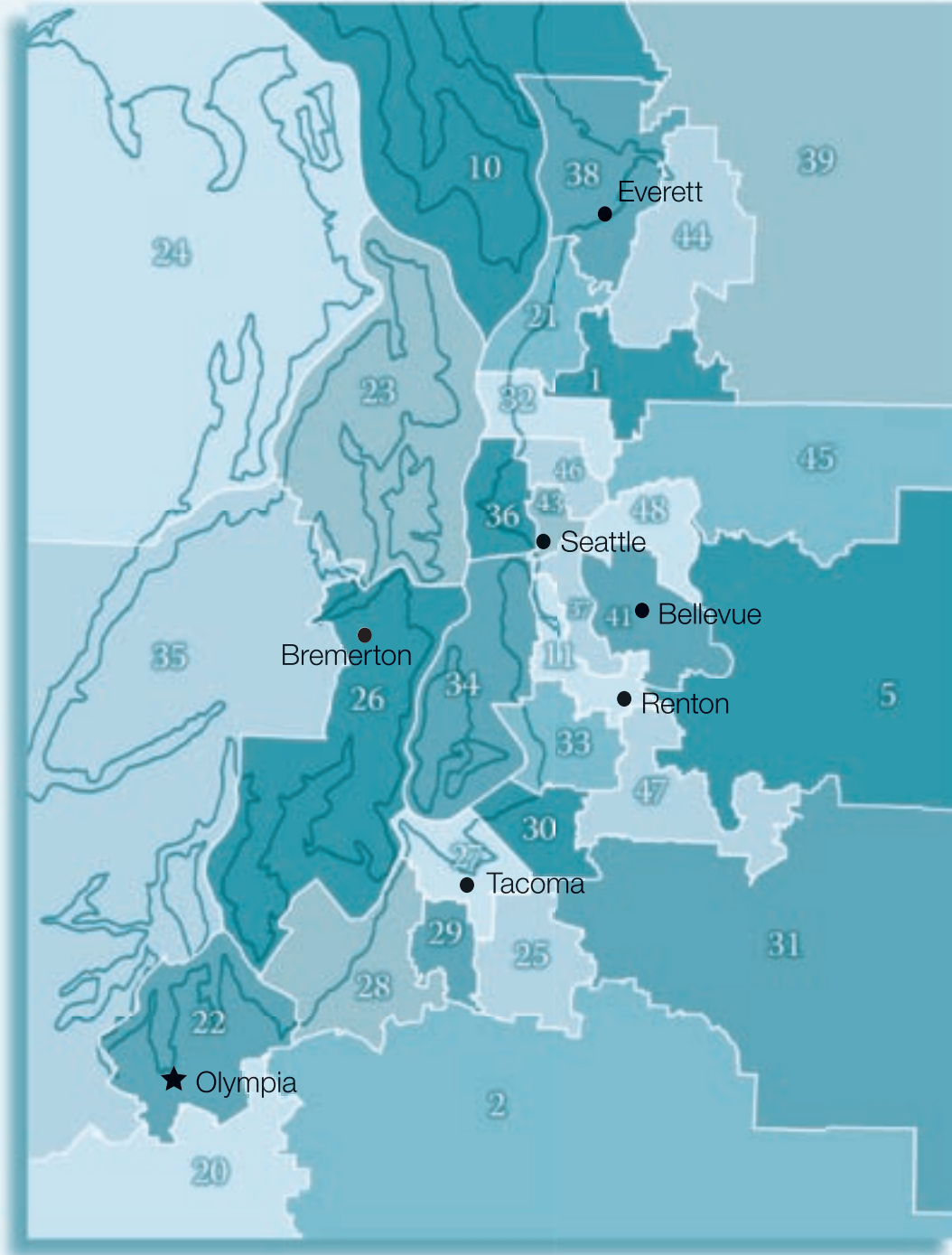
Visit our website at
www.wcvoters.org
for more information.

Washington State District Scores





Puget Sound District Scores



Puget Sound District Scores

- Sen. McAuliffe, Rosemary (D) 93%
- 1** Rep. Edwards, Jeanne (D) 67%
Rep. O'Brien, Al (D) 89%
- Sen. Rasmussen, Marilyn (D) 57%
- 2** Rep. Bush, Roger (R) 22%
Rep. Campbell, Tom (R) 38%
- Sen. Pflug, Cheryl (R) 40%
- 5** Rep. Anderson, Glenn (R) 56%
Rep. Rodne, Jay (R) 75%
- Sen. Haugen, Mary Margaret (D) 71%
- 10** Rep. Bailey, Barbara (R) 33%
Rep. Sehlin, Barry (R) 38%
- Sen. Prentice, Margarita (D) 79%
- 11** Rep. Hudgins, Zack (D) 100%
Rep. Veloria, Velma (D) 88%
- Sen. Swecker, Dan (R) 21%
- 20** Rep. Alexander, Gary (R) 22%
Rep. DeBolt, Richard (R) 22%
- Sen. Shin, Paull (D) 77%
- 21** Rep. Cooper, Mike (D) 100%
Rep. Sullivan, Brian (D) 89%
- Sen. Fraser, Karen (D) 85%
- 22** Rep. Hunt, Sam (D) 100%
Rep. Romero, Sandra (D) 100%
- Sen. Sheldon, Betti (D) 71%
- 23** Rep. Rockefeller, Phil (D) 78%
Rep. Woods, Beverly (R) 33%
- Sen. Hargrove, Jim (D) 36%
- 24** Rep. Buck, Jim (R) 44%
Rep. Kessler, Lynn (D) 67%
- Sen. Kastama, Jim (D) 79%
- 25** Rep. McDonald, Joyce (R) 33%
Rep. Morrell, Dawn (D) 100%
- Sen. Oke, Bob (R) 21%
- 26** Rep. Lantz, Pat (D) 78%
Rep. McMahan, Lois (R) 22%
- Sen. Regala, Debbie (D) 93%
- 27** Rep. Darneille, Jeannie (D) 89%
Rep. Flannigan, Dennis (D) 75%
- Sen. Winsley, Shirley (R) 71%
- 28** Rep. Carrell, Mike (R) 22%
Rep. Talcott, Gigi (R) 22%
- Sen. Franklin, Rosa (D) 86%
- 29** Rep. Conway, Steve (D) 78%
Rep. Kirby, Steve (D) 78%
- Sen. Eide, Tracey (D) 79%
- 30** Rep. Miloscia, Mark (D) 89%
Rep. Priest, Skip (R) 67%
- Sen. Roach, Pam (R) 14%
- 31** Rep. Roach, Daniel (R) 22%
Rep. Shabro, Jan (R) 44%
- Sen. Fairley, Darlene (D) 86%
- 32** Rep. Chase, Maralyn (D) 100%
Rep. Kagi, Ruth (D) 89%
- Sen. Keiser, Karen (D) 86%
- 33** Rep. Schual-Berke, Shay (D) 100%
Rep. Upthegrove, Dave (D) 100%
- Sen. Poulsen, Erik (D) 93%
- 34** Rep. Cody, Eileen (D) 78%
Rep. McDermott, Joe (D) 89%
- Sen. Sheldon, Tim (D) 25%
- 35** Rep. Eickmeyer, Bill (D) 75%
Rep. Haigh, Kathy (D) 78%
- Sen. Kohl-Welles, Jeanne (D) 100%
- 36** Rep. Dickerson, Mary Lou (D) 100%
Rep. Sommers, Helen (D) 89%
- Sen. Kline, Adam (D) 100%
- 37** Rep. Pettigrew, Eric (D) 89%
Rep. Santos, Sharon Tomiko (D) 78%
- Sen. Berkey, Jean (D) 60%
- 38** Rep. McCoy, John (D) 100%
Rep. Simpson, David (D) 100%
- Sen. Stevens, Val (R) 14%
- 39** Rep. Kristiansen, Dan (R) 11%
Rep. Pearson, Kirk (R) 11%
- Sen. Horn, Jim (R) 21%
- 41** Rep. Clibborn, Judy (D) 78%
Rep. Jarrett, Fred (R) 67%
- Sen. Thibaudeau, Pat (D) 100%
- 43** Rep. Chopp, Frank (D) 78%
Rep. Murray, Ed (D) 100%
- Sen. Schmidt, Dave (R) 21%
- 44** Rep. Dunshee, Hans (D) 89%
Rep. Lovick, John (D) 78%
- Sen. Finkbeiner, Bill (R) 50%
- 45** Rep. Nixon, Toby (R) 67%
Rep. Ruderman, Laura (D) 89%
- Sen. Jacobsen, Ken (D) 71%
- 46** Rep. Kenney, Phyllis (D) 89%
Rep. McIntire, Jim (D) 89%
- Sen. Johnson, Stephen (R) 14%
- 47** Rep. Cairnes, Jack (R) 22%
Rep. Simpson, Geoff (D) 100%
- Sen. Esser, Luke (R) 36%
- 48** Rep. Hunter, Ross (D) 89%
Rep. Tom, Rodney (R) 67%



Washington Conservation Voters
300 Lenora PMB B364
Seattle, WA 98121

PRSR STD
US POSTAGE
PAID
SEATTLE, WA
PERMIT 5209